


**ARE YOU
JAXREADY?**

**What to expect and how
to prepare for disasters in
Duval County.**



**PRESENTED BY:
CITY OF JACKSONVILLE
EMERGENCY PREPAREDNESS DIVISION**

WHAT DOES IT MEAN TO BE JAXREADY?



VISIT JAXREADY.COM FOR PREPAREDNESS RESOURCES

JAX READY CITY OF JACKSONVILLE
EMERGENCY PREPAREDNESS AND HOMELAND SECURITY

FRIDAY 88° 75° Mostly Cloudy SAT 89° 76° SUN 90° 77° MON 90° 78° TUE 92°

EOC ACTIVATED

HOME | ALERTS | NEWS | **DOWNLOAD** | EVENTS | PREPAREDNESS

SEARCH

ARE YOU JAXREADY?
DOWNLOAD OUR APP TO KEEP YOUR FAMILY SAFE IN TIMES OF EMERGENCIES

Available on the App Store GET IT ON Google Play

The screenshot shows a website header with the 'JAX READY' logo and navigation links. The 'DOWNLOAD' link is highlighted with a yellow box and a yellow arrow points to it. Below the navigation is a large banner with a lightning bolt background, a smartphone displaying the app, and a man looking at his phone. The banner text asks 'ARE YOU JAXREADY?' and promotes downloading the app. App store download buttons for the App Store and Google Play are also visible.



CITY OF JACKSONVILLE PREPAREDNESS & RESPONSE GUIDE



2021-2022

CONTENTS

HAVE A PLAN ✓		GET INFORMED 💡	
03	Basic First Aid	19	Hurricanes
04	Active Shooter Response	24	House Fires
05	Important Alert Systems	25	Beach Safety
06	Have a Plan	26	Water Safety
07	Build an Emergency Supply Kit	27	Terrorism
09	Animal Preparedness		
GET INFORMED 💡		RESOURCES 🔍	
10	How JEA Restores Power After a Storm	28	Recovery Assistance
13	COVID-19	29	Military Information
15	Severe Weather	30	FAQs Your Emergency Information

THE CITY OF JACKSONVILLE AND JEA - PARTNERS IN PREPAREDNESS

Dear JEA Customers:

I came to JEA last November after having spent most of my career in the public utility industry. In my short time here, I can say without a doubt the 2,000 JEA team members who serve you and our community make up the most dedicated and hard-working team I've had the privilege to work alongside. Their commitment to preparation for crisis situations means we are prepared for any storm that may come your way.

In recent years, JEA has invested hundreds of millions of dollars to harden our electric, water and wastewater infrastructure to better withstand storm-related disruptions. These critical repairs and improvements help us restore power and resume normal operations more quickly after a major storm or natural disaster and minimize any storm-related inconvenience for you. We believe trimming trees today, prevents power outages tomorrow. We trim responsibly, under the direction of the certified arborists we employ.

Along with tree trimming and a hardened infrastructure, JEA team members train year-round to deal with emergencies at a moment's notice. Before hurricane season, we work with the City of Jacksonville Emergency Preparedness Division to practice response coordination. During the season, we continually monitor weather conditions and work with local and state officials to prepare for and assess potential storm impacts.

During a storm, and throughout the restoration process, the JEA Emergency Operations Center operates around the clock. Once the storm passes and weather reports indicate it is safe, we enter the restoration phase of our emergency operations. Our "Restoration 1-2-3" process is designed to assess and repair critical infrastructure and restore power to you and our community as quickly and safely as possible. You'll find more details about our restoration process later in this guide.

We realize that COVID-19 continues to impact our lives. The ongoing pandemic means that even this hurricane season may look different from past seasons. Regardless of the season or the storm, know that JEA is committed to being there for you.

Whatever comes our way, we will get through it together.

Sincerely,
Jay Stowe
JEA Managing Director and CEO



CITY OF JACKSONVILLE EMERGENCY FAMILY PLAN



BE PREPARED FOR STORMS, HURRICANES, FLOODING,
WILDFIRES, AND OTHER NATURAL DISASTERS

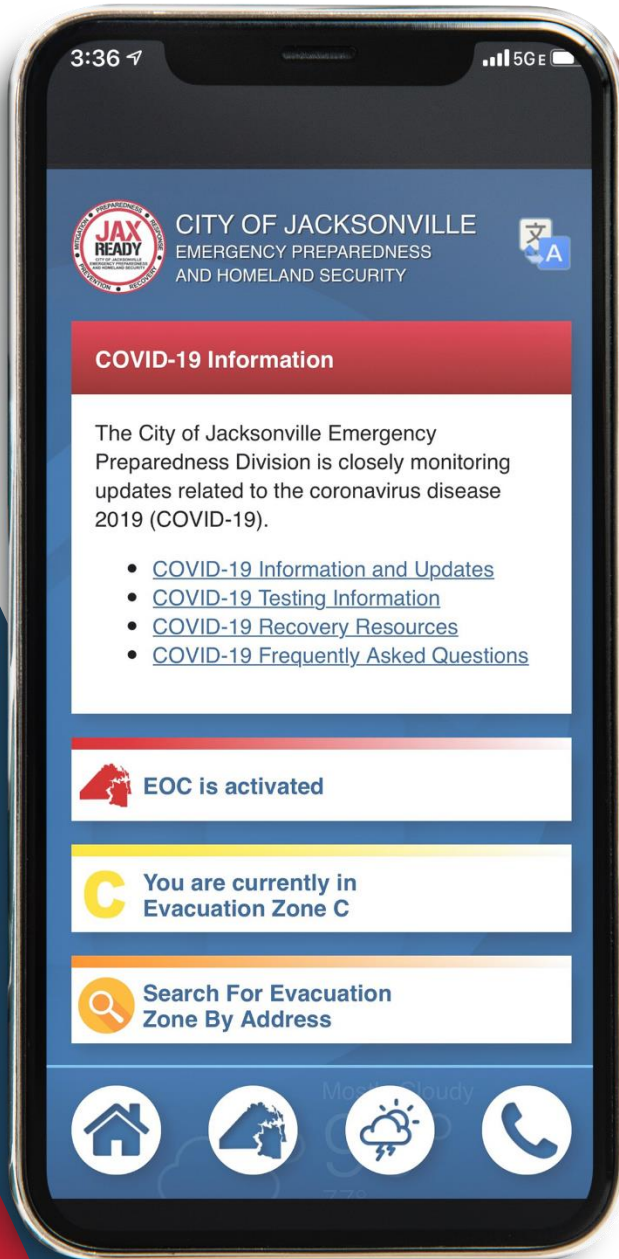
Table of Contents

INFORMATION RESOURCES	1
PREPAREDNESS CHECKLIST	2
FIRE SAFETY PLAN	3
RENDEZVOUS AND ALTERNATE COMMUNICATION PLANS	6
PREPARE YOUR DOCUMENTS	7
HOUSEHOLD OPERATING AND FINANCIAL INFORMATION	9
PLAN FOR INSURANCE NEEDS	10
PREPARE YOUR SUPPLIES	12
PLAN FOR BABIES	15
PLAN FOR SPECIAL MEDICAL NEEDS	18
MEDICATION LOG	23
PLAN FOR ANIMALS	25
CREATE A FAMILY HURRICANE PLAN	27
HURRICANE PREPAREDNESS CHECKLIST	28
PLAN FOR BOATS, MOBILE HOMES, and RVs	31
IMPORTANT MISCELLANEOUS TELEPHONE NUMBERS	33
HOUSEHOLD INVENTORY	34

Your info here!



JAXREADY APP



- Evacuation zones based on current location or address
- Shelter locations and openings
- Link to Special Medical Needs registration
- Weather information and maps
- Wildfire and drought indexes
- Up-to-date weather forecasts
- Live weather satellite imagery
- Current emergency activation level



Download on the
App Store



GET IT ON
Google Play





ALERTJAX

CITY OF JACKSONVILLE EMERGENCY NOTIFICATION SYSTEM

Receive alert notifications about emergencies and other important community news by signing up for the ALERTJAX Emergency Alert Program.

When will it be used?



Severe
Weather



Flooding



Emergencies



Events

Sign up for notifications!

JAXREADY.COM
or text **ALERTJAX** to **888-777**



KNOW THE HAZARDS

- Thunderstorms
- Tornadoes/Waterspouts
- Tropical Cyclones
- Floods
- Storm Surge
- Rip Currents
- Hazardous Materials
- Wildfires
- Terrorism
- Climate Change
- Cybersecurity Breaches



PROTECT YOUR PROPERTY

WIND

- Consider installing storm shutters for all large windows and glass doors
- Consider a new roof with hurricane-rated shingles
- Make sure roof is fastened to the structure with hurricane straps or clips
- Install head and foot bolts on double entry doorways
- Use a security dead bolt with one-inch minimum bolt on all exterior doors
- Consider a hurricane-resistant or reinforced garage door



PROTECT YOUR PROPERTY

FLOOD AND STORM SURGE

- ❑ Keep gutters and drains free of debris
- ❑ Stockpile emergency protective materials
- ❑ Elevate water heater, electric panel, and heating/cooling systems if susceptible to flooding
- ❑ Dry Floodproofing, which mean making a building watertight through the use of waterproof membranes, backflow valves, and other measures
- ❑ Wet Floodproofing, which means modifying uninhabited portions of your home to allow floodwaters to enter and exit



BUILD AN EMERGENCY SUPPLY KIT



BUILD AN EMERGENCY SUPPLY KIT

BASIC EMERGENCY SUPPLY KIT ITEMS



- Water (one gallon per person, per day for at least seven days)
- Non-perishable food
- Manual can opener
- Radio (battery-operated or hand crank and a NOAA Weather Radio)
- Flashlight (battery-operated or hand crank)
- Extra batteries
- First aid kit
- Cell phone (charger, portable charger and inverter)
- Prescription medications
- Eyeglasses/contacts
- Sanitation items (moist wipes, garbage bags, and plastic ties)
- Important documents (identification, insurance policies, and account records saved electronically or in a waterproof, portable container)
- Important telephone numbers



EMERGENCY PET SUPPLY KIT



- Food and water
- Food and water bowls
- Medications
- Vaccination and registration records
- Collar or harness with ID tag, rabies tag and leash
- Plastic bags for pet waste
- Cat litter and litter tray
- Paper towels and disinfectant
- Current photo of you and your pets
- Comfort items (toys, treats, and bedding)

COVID - 19 SPECIFIC SUPPLY KIT ITEMS




- Hand sanitizer
- Gloves
- Face coverings
- Disinfecting wipes

ADDITIONAL EMERGENCY SUPPLIES



Consider adding the following items to your emergency supply kit based on your individual needs:

- Personal hygiene items
- Infant needs (formula, food, and diapers)
- Non-prescription medications
- Matches or firestarter
- Cash or traveler's checks
- Whistle
- Local and regional maps
- Clothing (complete change of clothes appropriate for the weather)
- Sturdy shoes
- Sleeping bags and extra blankets
- Fire extinguisher
- Multi-purpose tool
- Two-way radios
- Activities (books, games, and puzzles)
- Mess kit (paper towels and plates, plastic cups, and utensils)



BEFORE THE STORM

PROTECT YOUR PROPERTY

- Storm Shutters
- New Roof
- Roof Fastening
- Head and Foot Bolts
- Security Deadbolt
- Reinforced Garage
- Clean Gutters and Drains
- Elevate
- Dry Floodproofing
- Wet Floodproofing



GET AN INSURANCE CHECK -UP

- Ask your Agent
- Inventory Contents
- Take Photographs
- Set Aside Funds

MOST PROPERTY INSURANCE
POLICIES DO NOT COVER FLOOD
LOSSES



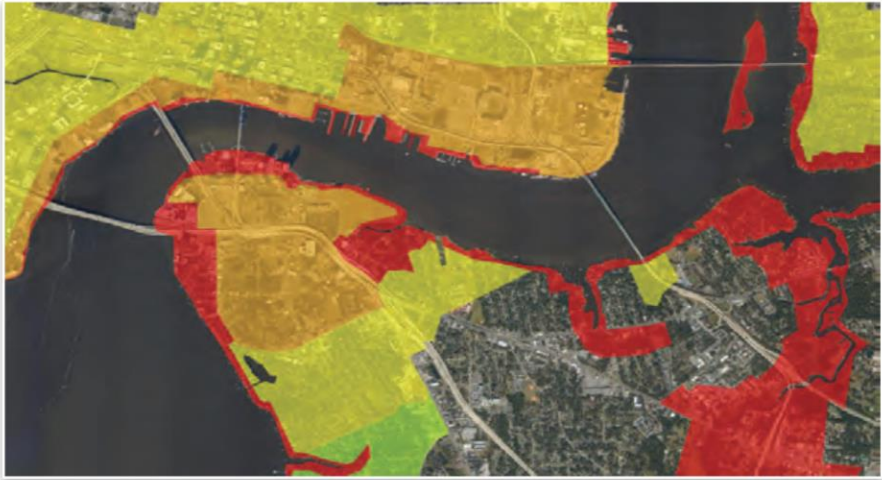
MAKE A PLAN

- Know your Evacuation Zone and Route
- Know Where you Will Meet your Family
- Out-of-Town Contact
- Plan for your Entire Household

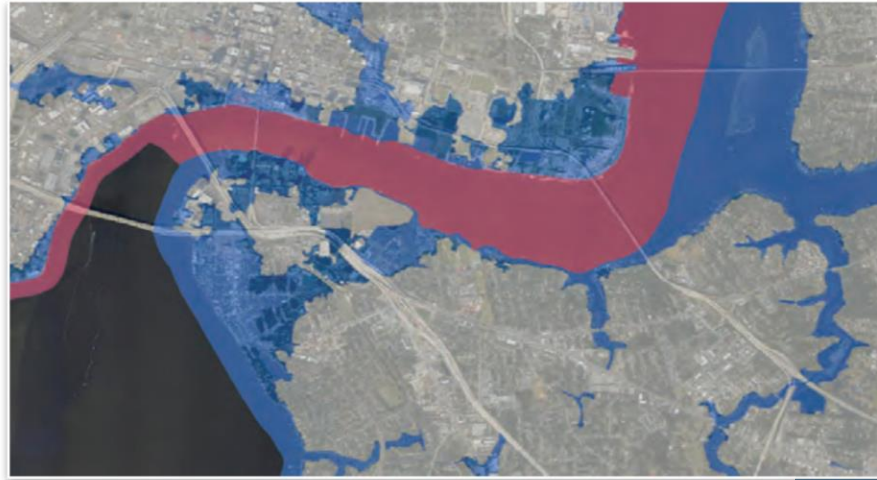


EVACUATION VS. FLOOD ZONE

EVACUATION ZONES AND FLOOD ZONES ARE NOT THE SAME THING!



Evacuation Zones are calculated using many factors, such as wave action, precipitation, drainage systems, and areas that could become isolated from emergency services.



Flood zones are geographic areas that FEMA has defined according to varying levels of flood risk. Flood zones are used for flood insurance ratings and code requirements.



WHEN A HURRICANE IS EXPECTED

PREPARATION TIPS



- Review Family Emergency Plan



- Refill prescriptions (§252.358 Fla. Stat.)



- Trim trees



- Check for weather updates regularly on your TV, radio, or online



- Bring loose objects indoors



- Purchase supplies



- Gas and service vehicles

WHEN A HURRICANE IS EXPECTED

DECIDING TO STAY OR GO



- Mandatory Evacuation Zones



- Evacuation Routes



- Sheltering in place



- Make final preparations whether staying or evacuating


- Think tens, not hundreds of miles

EVACUATION SHELTERS



GENERAL POPULATION SHELTERS

- Bring your supply kit with you
- Shelters are mostly in schools, wait for an official announcement



PET- FRIENDLY SHELTERS

- Household Pets only, no reptiles
- Bring everything your pet will need for as long as you plan to stay



SPECIAL MEDICAL NEEDS SHELTERS

- SPMNS support those who are medically dependent on electricity
- Register every year at JaxReady.com

AFTER THE STORM

SAFETY TIPS

- Avoid Driving
- Avoid Floodwaters
- Check for Danger
- Protect Yourself
- Prevent Further Damage
- Avoid Electrical Equipment
- Coin in Freezer Trick

CLEAN-UP TIPS

- Air Out
- Move out
- Clean Out
- Avoid Scams

RESOURCES



FEMA



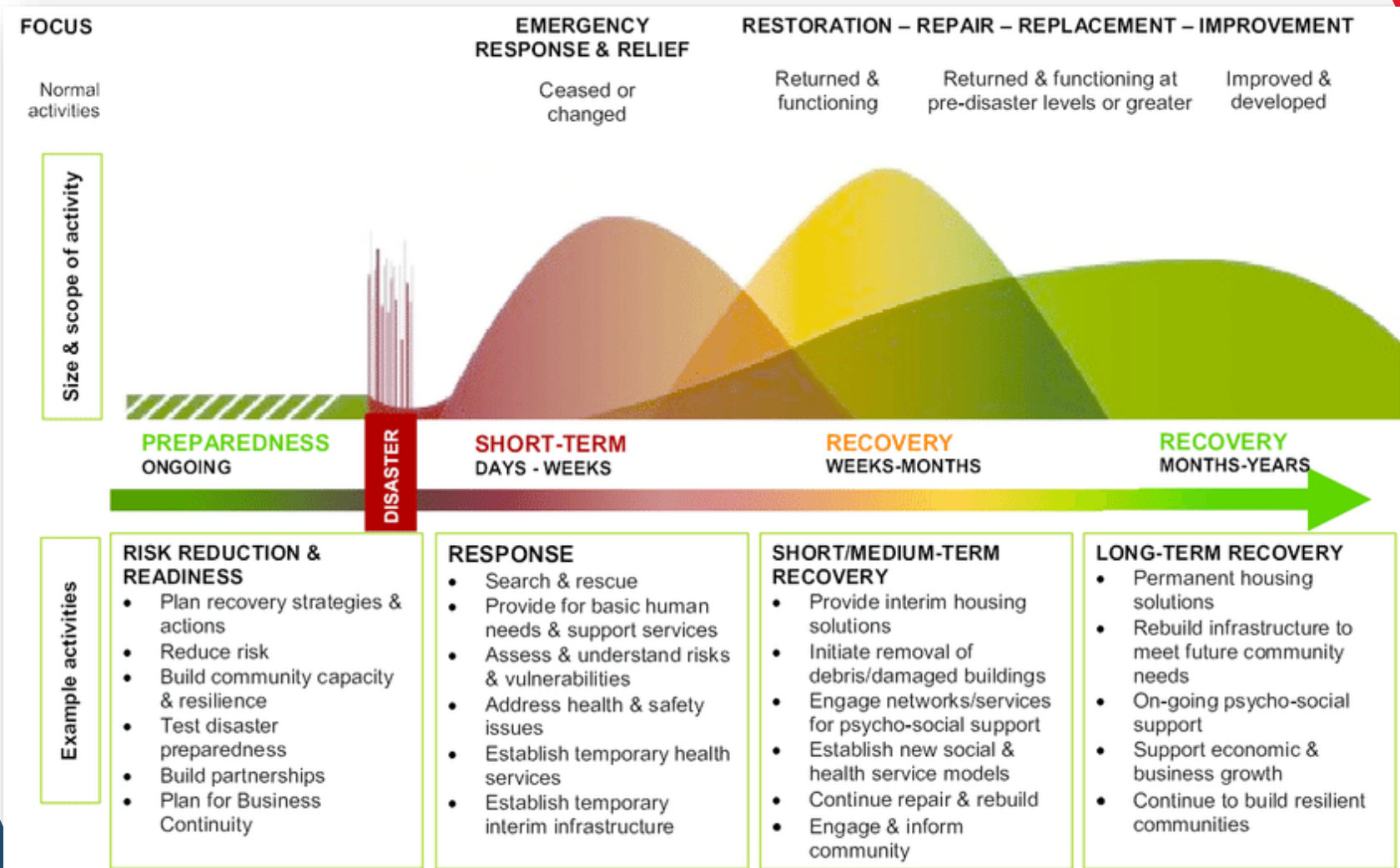
FEEDING AMERICA



JACKSONVILLE
TRANSPORTATION
AUTHORITY



RECOVERY



@JAXREADY

JaxReady @JaxReady

The Florida Department of Agriculture & Consumer Services has determined that the fire danger level is HIGH today 🔥 Please be mindful of your outdoor activities and do your part to prevent wildfires. A small spark can quickly turn into a big problem.



FL Dept. of Agriculture & Consumer Services and THEJFRD

JaxReady Published by Shannon Nelson · May 10 at 9:02 AM

Do you know your evacuation zone and what your route would be if asked to evacuate? Now is the time to develop an evacuation plan. Start at JaxReady.com



YOUTUBE.COM
Jax Ready Evacuation Zones

ALERT JAX NOTIFICATION
ALERT JAX NOTIFICATION
ALERT JAX NOTIFICATION

TORNADO WATCH

ALERT JAX



30 DAYS


HOW LONG IT TAKES FOR FLOOD INSURANCE TO BEGIN

Are You JaxReady? We are less than 100 days from the start of the 2021 hurricane season. Now is the time to start making preparations. Ensure that you are covered for hurricane related hazards prior to the start of the season.

Reminder: Flood insurance must be purchased separately!

A flood insurance policy generally takes effect 30 days after purchase. Don't wait until the last minute to obtain this coverage.

Learn more at www.floodsmart.gov



QUESTIONS?

